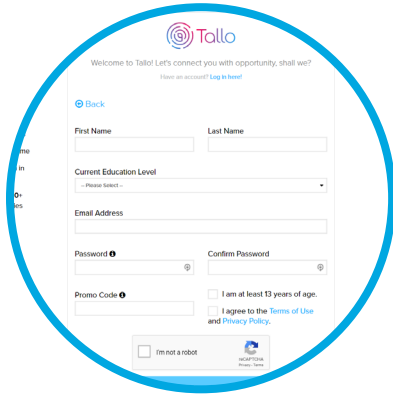




HOW TO JOIN TALLO

Follow the steps below to join Tallo, build your profile, and connect with opportunities.



1 GO TO TALLO HOMEPAGE

Go to tallo.com and click **Sign Up**.

Sign up with your personal email or Google.

Click **Create Your Account**.




2 COMPLETE THE WELCOME FLOW

Follow the steps on your screen to add profile basics.

Can't find your school? Search by **zip code**.

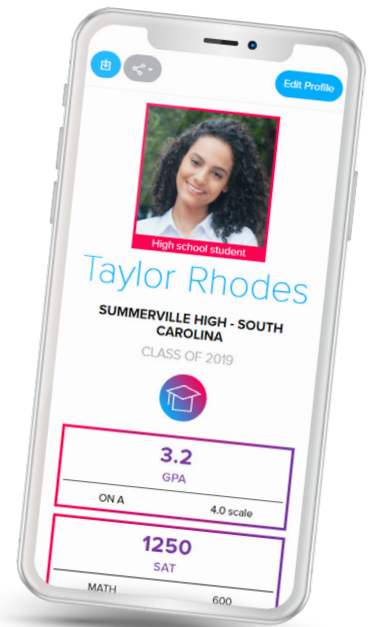
Make sure you **verify your email** — click the red envelope icon at the top of the screen after completing the welcome flow.



3 ADD MORE TO YOUR PROFILE

Click **Profile** and select **Edit Profile** to start adding your information.

Focus on VIP areas such as education info, accomplishments, extracurriculars, and experiences.



HELPFUL ITEMS TO HAVE READY

- Awards received
- Projects or presentations to upload
- Videos of extracurriculars
- Recent courses and grades
- Earned certificates
- Standardized test scores (ASVAB, ACT WorkKeys, etc.)

Questions? Visit tallo.com or contact us at support@tallo.com | 855-765-7836